


System Packages

Auto+



markUrban Flowreversal Valve




markUrban Proportioning Valve

•Inground Pools •To 70,000 Gallons

Gives your family the added "Comfort" and "Luxury" of a pool that is evenly heated throughout its depth. The two specialty valves shown above cut pool heat demand by 1/2 to 2/3rds and creates an energy efficient pool.

Requires: •Main drain not plumbed through a skimmer; and, •Pool Vac not > 50% of main pump's water intake; or •A Pool Vac that uses a separate booster pump.

Auto




LX220 Control & Bypass Valve and Automated Valve Actuator shown above. Not shown is the RLY-SC Relay used inside the LX220 control that activates the PCS1, the attic and pool water temperature sensors and the internal float used for leak detection.

The Auto System is SolarAttic's most popular system package.

•Inground Pools •Aboveground Pools

Gives your family the added "Comfort" and "Luxury" of a pool that heated automatically.

Manual



PCS1 Heat Exchanger and the Manual Bypass Valve are shown above.

•Inground Pools •Aboveground Pools

MANUAL System for use with other controls or manually. Can be fully automated at a later date if desired.

SEMI-AUTOMATIC performance achieved when used with a filter pump timer set to run from 11 a.m. to 7 p.m.

©1992-2002 SolarAttic, Inc.